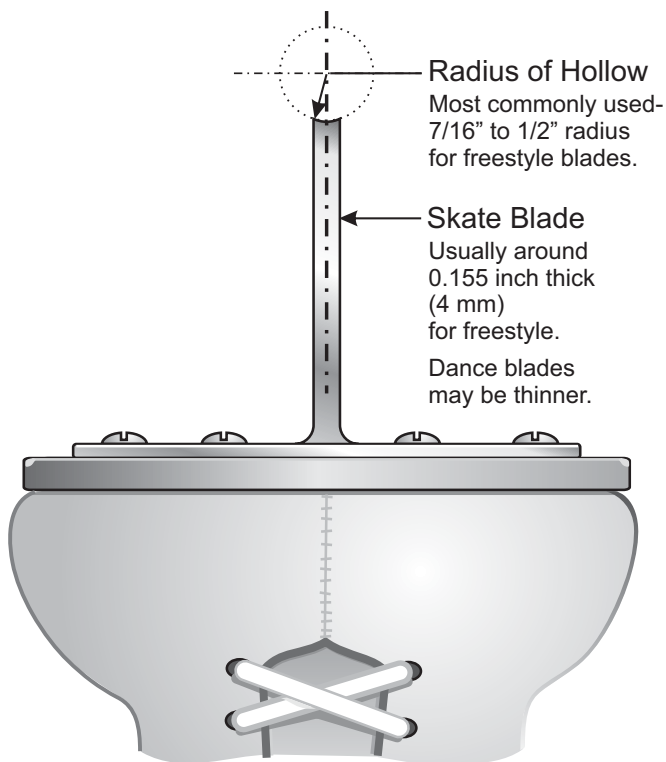


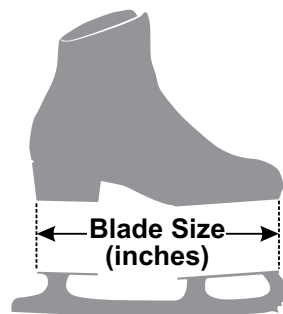
Skate Blade Geometry

© 2014 Wm. Schneider

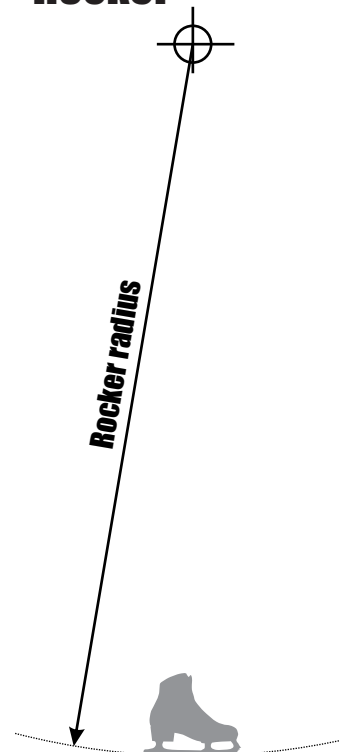
Radius of Hollow



Blade Measurement



Rocker



The two most common rockers are 7' and 8'

Aggressive **Mild**

3/8" 7/16" 1/2" 5/8" 3/4"

Radius of Hollow Comparison

3/8 vs. 3/4 Magnified

Aggressive ROH	Deeper edges, more time between sharpenings, slower.
Mild ROH	Faster, easier for beginners, good flow.

7' Rocker	More agile, easier spins, slower.
8' Rocker	Faster, more stable at speed, more difficult turns & spins.